

Opportunities for Expanded Statistical Organization Contributions to Evidence-Building and Evaluation

Instructions: Click on the link to access each author's presentation.

Organiser: Barbara Downs

Chair: Christa Jones

Participants:

Barbara Downs: Unleashing the Promise of Evidence-Based Decision-Making: The 3 Cs

Part 1: U.S. Bureau of Economic Analysis Connections

Part 2: Census Bureau Connections

Erica Zielewski: Evidence-Based Policymaking in the US




Unleashing the Promise of Evidence-Based Decision-Making: The 3 Cs

Part 1: U.S. Bureau of Economic Analysis Connections



The 3 Cs



Coordination

Communication


Capacity Building



Coordination




What is the U.S. Federal Statistical System?



Who is BEA? What do we do?

**GDP, personal income,
consumer spending, prices**



**State and local
economies**



Industries



**Foreign trade
and investment**



Coordination



Spotlight: Harmonized GDP Perspectives



Data ▾

Tools ▾

News ▾

Research ▾

Resources ▾

About ▾

Help ▾

BEA Milestone: We've Got Your 'Harmonized' Number

September 29, 2023

A blog post from BEA Director Vipin Arora

I recently bought a pair of shorts that fit just right. They were so good that I bought a pair of jeans from the same brand. Somehow—and we've all been here—the jeans fit tighter than the shorts, even though they were made by the same company. This isn't too different from what I sometimes go through as a data user.

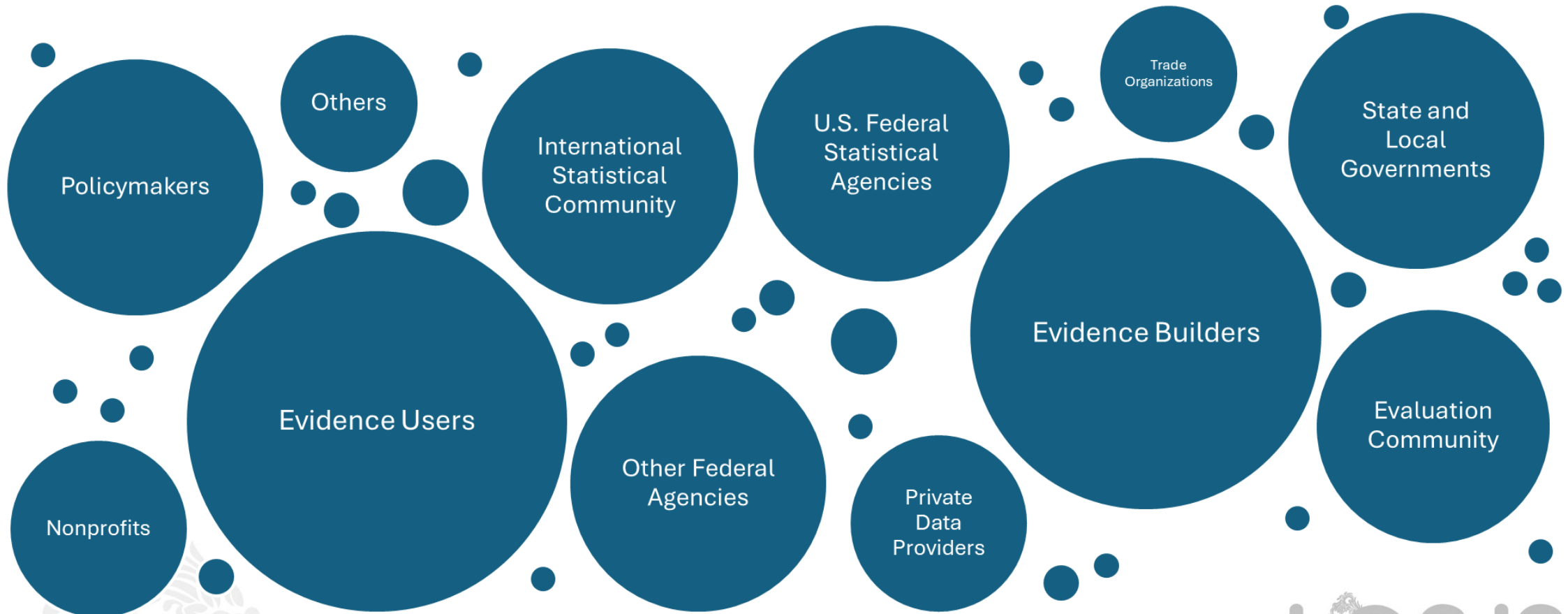
[Read More](#) ↗



Concurrent releases tell the economic story better



4 What about the rest of the evidence ecosystem?



Coordination

Spotlight: Private Data



American Dental Association (ADA)
Amtrak
Automobile Dealers Exchange
Services of America (ADESA)
Baker Hughes
Bank for International Settlements
Bank of America
Bank of England

Bloomberg

Boeing
Boxoffice.com
BoxOfficeMojo
BP Oil Spill data from Gulf Coast
Claims Facility
Bureau Van Dijk
Campaign Finance Institute
(Cfinst.org)
Cardweb.com



D. K. Shiflett & Associates (Travel & Tourism data)
Depository Trust and Clearing Corporation
Deutsche Bundesbank
Farm Credit System
Federal Home Loan Banks
Federal Housing Administration (FHA)
First Data Corporation

Foundation Center



Futures Industry Association
General Re Life Corporation (Genre.com)
GivingUSAreports.org
Global Trade Information Services
Gold Fields Mineral Services
Goldman Sachs (Goldmansachs.com)
Greyhound Lines, Inc.
Harris X (Video Streaming and Physical Video Rental)
HL&ISY health insurance data for Western PA
HL&ISY Managed Market Surveyor
Insurance Data
Hoover's Online
IC Knowledge
"IHME, Disability Adjusted Life Years (DALYs)"
IHS Global
IMS Govt Solutions (Prescription Drug data)
Inside Mortgage Finance
Institute for Building Technology and Safety (IBTS)
Institute of Real Estate Management
Insurance Services Online
Investment Company Institute (ICI)



Lloyd's (Transportation data for

Army Corps of Engineers)
McDash (LPS Applied Analytics) mortgage interest data
McGraw Hill Construction,
Engineering News-Record (ENR)
Medicare Data on Provider Practice and Specialty (MDPPAS)
Mercer's National Survey of Employer Sponsored Health Care Plans
MergerMarket
Modern Healthcare
MoneyGram International



Morgan Stanley
Mortgage Bankers Association
Motorcycle Industry Council
MSCI Inc
Nacha.org (The Electronic Payments Association)
Nasdaqtrader.com (NASDAQ)
National Academy of Social Insurance (NASI)
National Association of College Stores (NACS)
National Association of Independent Schools (NAIS)
National Association of Realtors (NAR)
National Automobile Dealers Association (NADA)
National Bicycle Dealers Association

(NBDA)
National Center for Charitable Statistics (Urban Institute)



National Establishment Time Series Database
National Institute on Money in State Politics (Followthemoney.org)
National Marine Manufacturers Association (NMMA)
National Shooting Sports Foundation
National Association of Insurance Commissioners (NAIC)
Newspaper Association of America (NAA)
Nielsen (Monthly Physical Music and Digital Downloads)
Nielsen (Tobacco Sales)



Official Catholic Directory
Pharmaceutical Research and Manufacturers of America (PhRMA)
Pharmetrics Health Insurance Claims Data
PHC4 Hospital Inpatient/Outpatient Administrative Data
Portfolio Media



Recording Industry Association of America (RIAA)
Remittance - IMS Health 835
Transaction for Orthopedist and Cardiologist medical providers
Research Insight
Securities Industry and Financial Markets Association (SIFMA Sifma.org)
SK&A Physician, hospital and health



Symphony IRI (Real time grocery scanner data)
Thomson Reuters Benefit Plan Design data
TIAA-CREF Institute
T-Mobile
Truven Health (Medical Claims & grouper)
Tufts Medical Data
Turner Construction Company
UPS
Vending Times
Verizon
Wall Street Journal
WARDSAUTO™
Whitman, Requardt, and Associates, LLP



**Private datasets enhance official statistics:
DOC uses 175+ private data sources**



Coordination

Spotlight: America's DataHub Consortium



WHAT WE DO

The ADC vision is to be an enduring national asset, where eligible people and secure data come together for collaborative research and decision-making that will benefit the American public.

ADC members will engage in activities related to:

- ✓ Data collection, access, and linkage
- ✓ Data security and privacy
- ✓ Statistical and other quantitative analyses
- ✓ Research and development
- ✓ Communications
- ✓ Coordination and partnerships



Develop new ways of acquiring and linking data to yield valuable insights into critical issues



Support cutting-edge data infrastructure



Build data security capabilities to further increase privacy protections and public trust



Provide novel and innovative analyses



Share lessons learned for similar activities across the Federal government



Relational contracting opens new partnership doors



Communication



Communication

Spotlight: Stakeholder Engagement



Advisory Committees



Workshops



Customer Meetings



Outreach surfaces user needs and ideas for improvement

Communication

Spotlight: Internet and Multimedia Tools

The screenshot shows the BEA website header with the logo and navigation menu. The main content area features a news article titled "U.S. International Trade in Goods and Services, December and Annual 2023" dated February 07, 2024. The article text states: "The U.S. monthly international trade deficit increased in December 2023 according to the U.S. Bureau of Economic Analysis and the U.S. Census Bureau. The deficit increased from \$61.9 billion in November (revised) to \$62.2 billion in December, as imports increased more than exports. The goods deficit increased \$0.7 billion in December to \$89.1 billion. The services surplus increased \$0.4 billion in December to \$26.9 billion." Below the text is a "Current Release" button. To the right of the text is a line chart titled "Goods and Services Trade Deficit" showing "Seasonally adjusted" data from Dec 2021 to Dec 2023. The chart includes a blue line for "Monthly deficit" and an orange line for "Three-month moving average". The y-axis is labeled "Billion \$" and ranges from 0 to 115. The x-axis shows Dec 2021, Dec 2022, and Dec 2023.

The BEA Wire | BEA's Official Blog

- BEA on Instagram
- BEA on Twitter
- BEA on Facebook
- BEA on LinkedIn
- BEA on YouTube

[News Release Feed \(RSS\)](#)
[Sign up for Email Notifications](#)



**A hidden statistic is a useless statistic:
Diverse communications channels maximize reach**



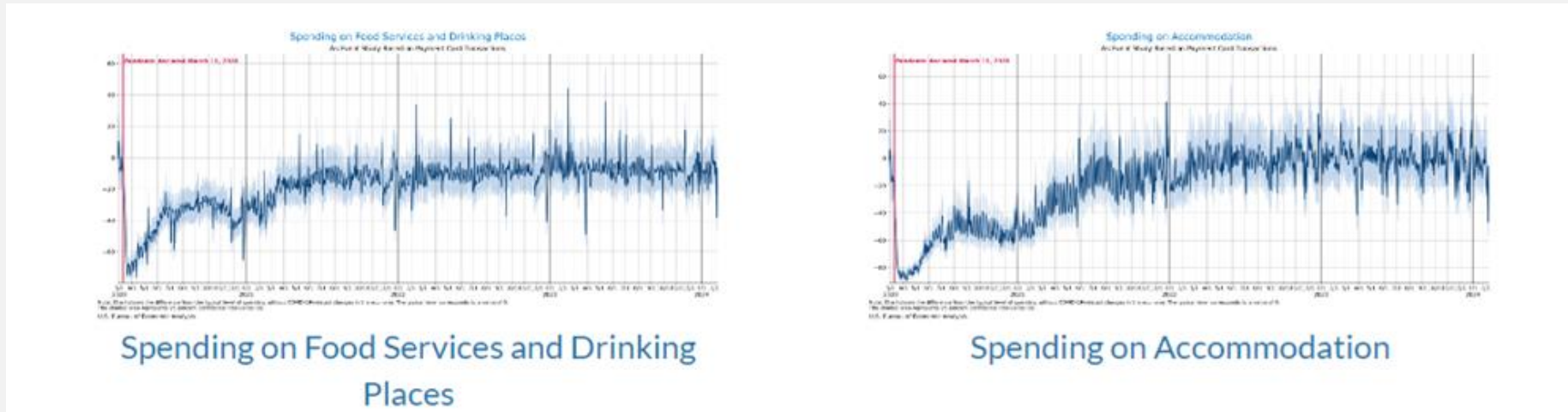
Capacity Building



Capacity Building


Spotlight: Near Real-Time Consumer Spending Snapshots

Daily Spending by Industry



Payment card data provide early indicator of trends in consumer spending—thank you, data science!

Capacity Building



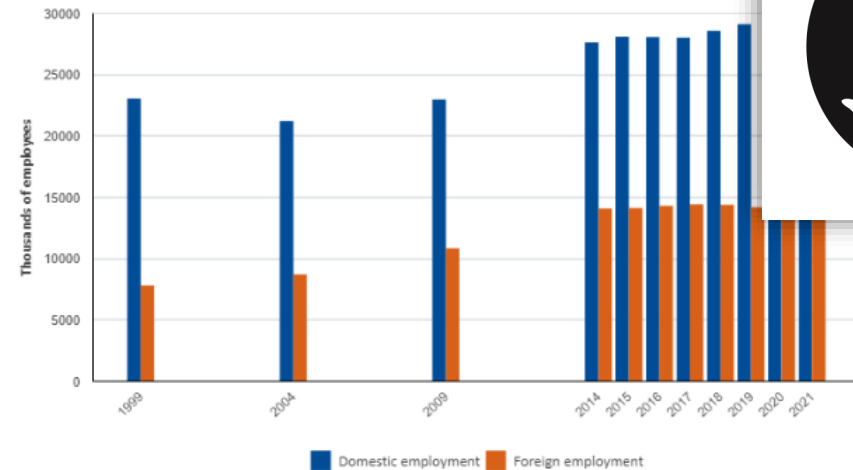
Spotlight: Measures of Economic Well-Being and Growth

U.S. Multinational Companies' Employment in **U.S. and Foreign** Subsidiaries



The movement of U.S. jobs abroad by U.S. companies often is seen as a threat to the long-term growth of the U.S. economy and its ability to produce high-paying domestic jobs. A look at the data shows that most of U.S. multinational companies' employment remains in the United States. For example, in 2021, about 68 percent of U.S. multinationals' employment was in the United States.

The share of foreign employment has risen as large and emerging economies like India and China have expanded their share of world income. However, most employment remains in




**Open-source tools offer far-reaching benefits:
Efficiency, flexibility, transparency, collaboration**

Capacity Building

Spotlight: The Path to a National Secure Data Service

2016



Commission on
Evidence-Based
Policymaking

2018



Foundations for Evidence-Based
Policymaking Act of 2018

2020



ACDEB
Advisory Committee on Data
for Evidence Building

2021



AMERICA'S DATAHUB
CONSORTIUM

2022



The CHIPS and
Science Act

2023




NSF
NCSES
NSDS
Demonstration



A shared data service should fill gaps across the data and evidence ecosystem

The 3 Cs



Coordination

Communication

Capacity Building






Unleashing the Promise of Evidence-Based Decision-Making: The 3 Cs

Part 2: Census Bureau Connections



The 3 Cs



Coordination

Communication


Capacity Building



Coordination



What is the U.S. Federal Statistical System?

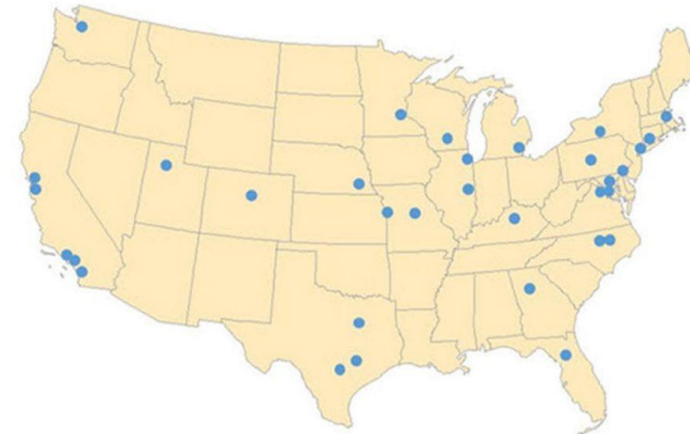


Coordination

Spotlight: Federal Statistical Research Data Centers



The Census Bureau operates 33 Federal Statistical Research Data Centers



Partners with 7 federal agencies to provide secure data access to approved researchers conducting statistical evidence building

Coordination

Spotlight: Standard Application Process



First-of-its-kind application process streamlines access to confidential microdata

What does the Census Bureau do?

Decennial Census



Economic Census



Household and Economic Surveys



Population Estimates Estimates & Projections



Coordination

Spotlight: Commerce Implementation Coordination Office and U.S. Census Bureau Partnership



Coordinates evidence building across \$100B in new programs



Coordination

Spotlight: Commerce Implementation Coordination Office and U.S. Census Bureau Partnership



Harnesses Census Bureau expertise for evidence building

Cost-effective evaluations using existing infrastructure

Uniquely broad and diverse datasets

Cutting-edge analytical tools

Continuous investment in data security and privacy

Expert human capital

Systemic iterative improvements

Coordination

Spotlight: Commerce Implementation Coordination Office and U.S. Census Bureau Partnership



Leverages Census Bureau expertise and data assets for evidence building

Annual Estimates for U.S. Counties

Population

Age
Race
Sex
Education
Employment

Housing

Occupancy
Year Built
Vacancies

Business Dynamism

Establishments
Job Creation
GDP

Communication



Communication

Spotlight: Stakeholder Engagement



Advisory Committees



Workshops



Customer Meetings



Outreach surfaces user needs and ideas for improvement

Communication

Spotlight: State Data Centers



Empower local data users with understandable, accurate, and timely information



SDC

The U.S. Census Bureau's
Premier Local Partner

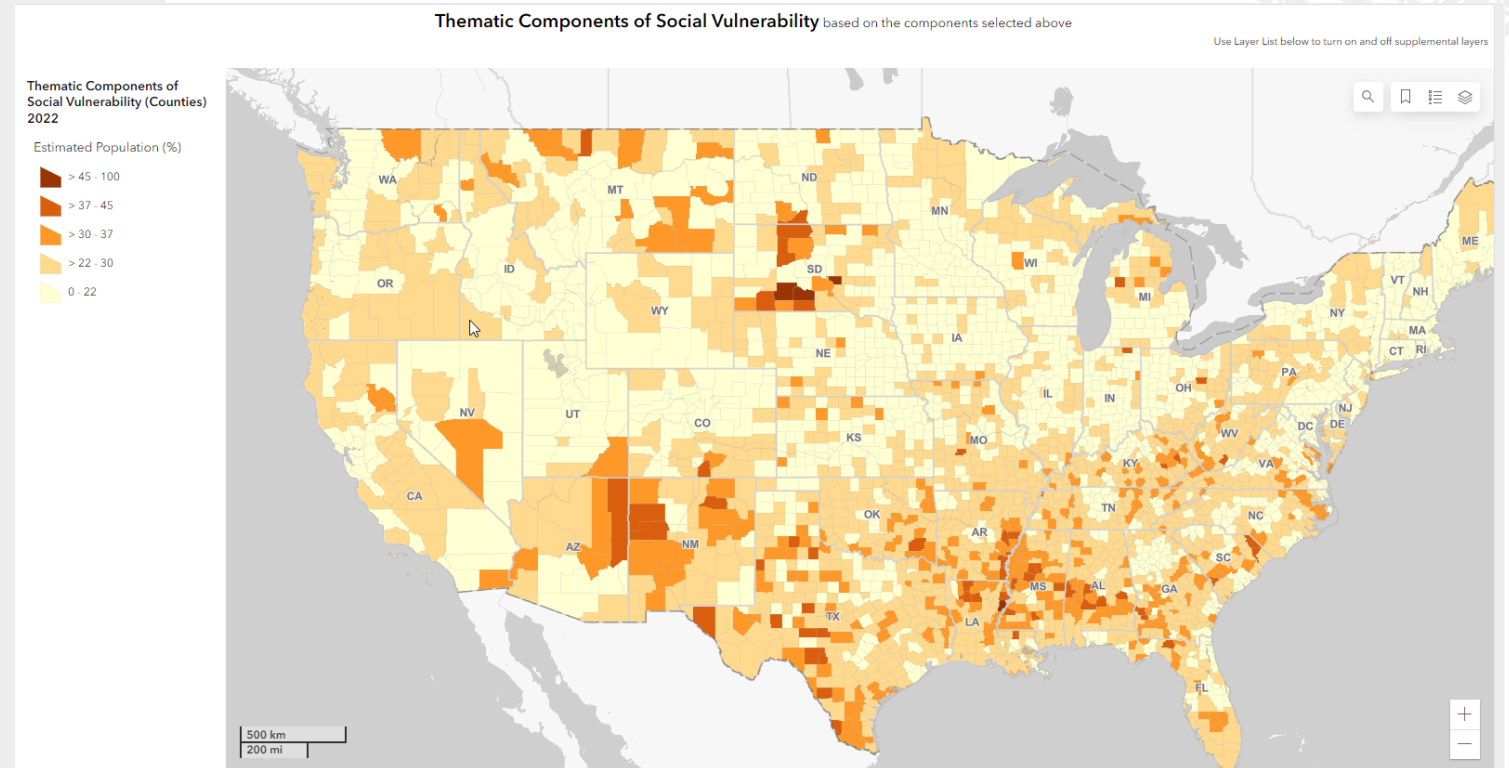


Capacity Building



Capacity Building

Spotlight: Community Resilience Estimates



Uses multiple data sources to create efficient, flexible, transparent tools

Capacity Building



Spotlight: Census Bureau Center of Excellence




Evidence-building measurements to inform decisions



Provides services and expertise to support evidence building across the federal government

The 3 Cs



Coordination

Communication

Capacity Building



IOS-ISI 2024
MEXICO CONFERENCE

Evidence-Based Policymaking in the US



**Erica Zielewski,
White House Office of
Management and Budget**



How the US Government Works

3 Branches of U.S. Government

Executive Branch → President, Federal agencies

Legislative Branch → Congress

Judicial Branch → Courts, including Supreme Court

Role of OMB

Component of the Executive Office of the President

Oversee nearly all Federal agencies

Wide-ranging responsibilities

- Manage budget

- Set policy direction

- Oversee agency performance and management

- Oversee data collection – PRA

Evidence Team – oversee implementation of the Evidence Act; advance use of evidence and data across government – do so with others in OMB and in partnership with agencies

History of Federal Evidence Efforts

Late 1980s-90s: AFDC waivers/welfare reform

1993-2001: Government Performance and Results Act (GPRA)

2001-2009: Program Assessment Rating Tool (PART)

2009-2016: GPRA Modernization Act; OMB Memo M-13-17 “Next Steps in the Evidence and Innovation Agenda;” Tiered Evidence and Pay for Success

2016-2017: Commission on Evidence-Based Policymaking

2019-Current: Foundations for Evidence-Based Policymaking Act (Evidence Act)



Recent Federal Efforts on EBP

Evidence-based policymaking not new!

USG has always had strong pockets of evidence activity

Foundations for Evidence-Based Policymaking Act of 2018

New paradigm focused on strategic and intentional evidence building vs. ad hoc efforts

Emphasis on leadership and collaboration across functional areas

Presidential Memorandum on Scientific Integrity (January 2021)

Reaffirmed principles in the Evidence Act and went beyond

Evidence is component of key Administration priorities (i.e., DEIA, Equity Action Plans, IJJA, IRA, etc.)

References to evidence and evaluation in Executive Orders and OMB guidance

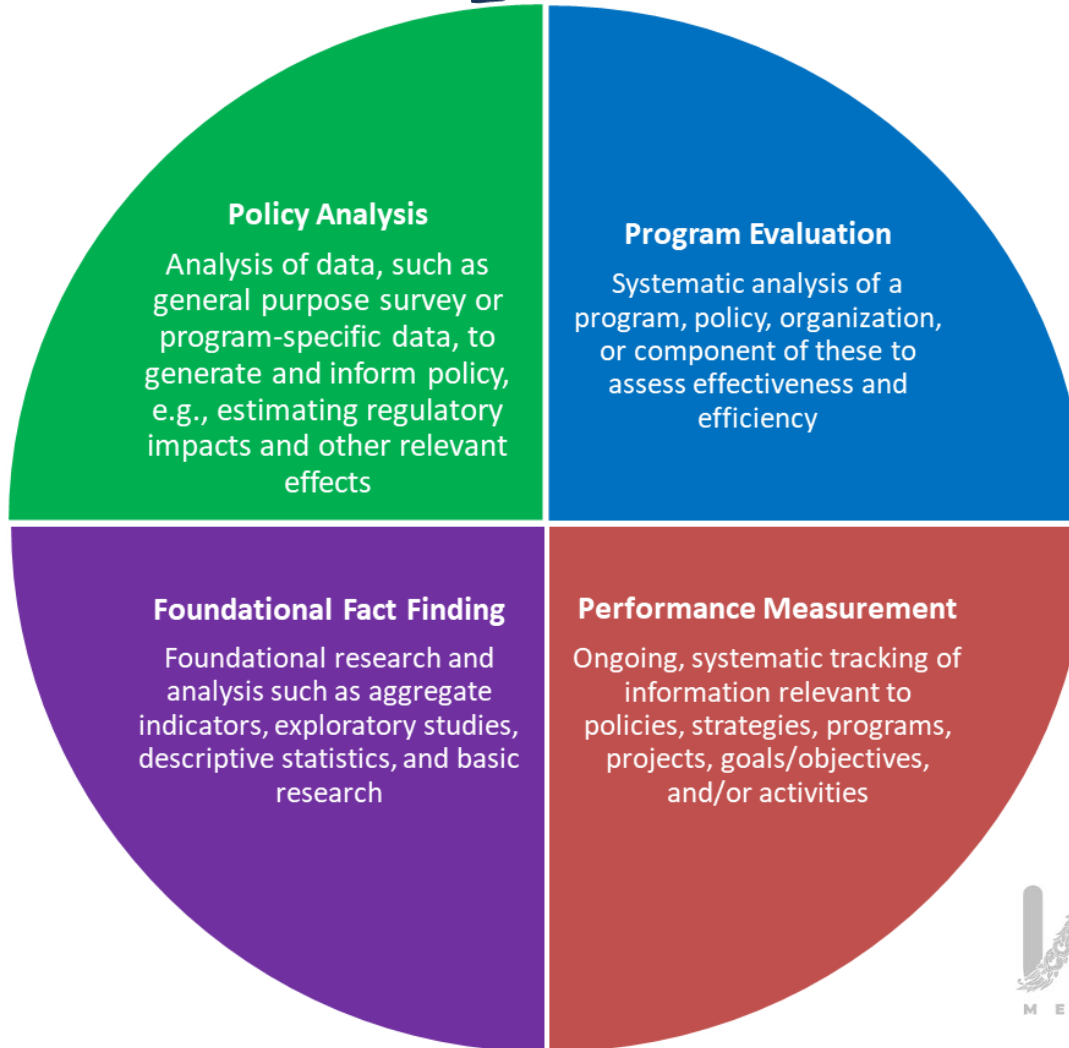


What Do We Mean by Evidence?

Per the Evidence Act ... "Evidence" is defined as "information produced as a result of statistical activities conducted for a statistical purpose."

Four types of evidence

All are important
Answer different questions
Serve different purposes



Commission on Evidence-Based Policymaking

Established by 2016 bipartisan law (Speaker Paul Ryan and Senator Patty Murray)

Created to address growing interest to have more and better evidence to support decision-making

Roughly year process – fact finding + deliberation

Wide variety of expertise (Program Evaluation, Statistics, Economics, Data Governance, Privacy)

Produced 22 recommendations to encourage:

- 1) Systematic Planning for Evidence-Building
- 2) High Quality Data Governance
- 3) Coordinated Support for Privacy-Protected Data Sharing

What is the Evidence Act?

Introduced by Speaker Paul Ryan and Senator Patty Murray after the release of the Commission report in September 2017

Addresses 11 of the Commission's 22 recommendations

Signed by the President and enacted into law on January 14, 2019 as P.L. 115-435

Includes three Titles:

Title 1—Federal Evidence-Building Activities

Title 2—Open Government Data Act

Title 3—Confidential Information Protection and Statistical Efficiency (CIPSEA)

OMB issuing implementing guidance in four phases



Evidence Act's 3 Big Ideas

1. Evidence-Based Policymaking
Requires Systematic Planning *[Title I]*
2. Effective Federal Data Asset Use
Requires High-Quality Data Governance (including Open Data
Planning) *[Title II]*
3. Safely Expanding Access to Protected Data
for Evidence-Building *[Title III, aka CIPSEA 2018]*



Evidence Act: Why It Matters

Builds on longstanding principles underlying Federal policies and data infrastructure
Creates a new paradigm for agencies to rethink how they build and use data and evidence

Focuses on leadership with creation of three new senior officials responsible for meeting Act's requirements

Emphasizes collaboration and coordination across functions within agencies

Calls on agencies to strategically and methodically build evidence vs. ad hoc efforts

Elevates program evaluation as a key agency function



Evidence Act: Where are We Now?

Just celebrated 5th Anniversary in January!

Great progress to date...

New officials focused on building and using evidence → Evaluation Officers, Statistical Officials, and Chief Data Officers

Elevation of program evaluation as an agency function, including new standards and evaluation policies

Learning agendas and other evidence-building plans in place → Agencies executing activities on plans

Standard Application Process for access to secure data → Single application access to 1000+ datasets from 15 recognized statistical agencies and units; since launch (12/22), 627 applications received



Where Do We Go from Here?

Excellent progress, but significant work remains

On CIPSEA, forthcoming regulations to expand access to protected data for evidence building

Guidance on Open Data

Further action on evidence-building plans leading into next cycle of planning

Need to increase demand for and routine use of evidence

Requires culture change → virtuous cycle

Leverage and build on successes





Thank you



www.Evaluation.gov

